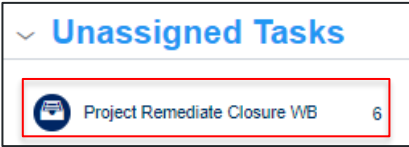

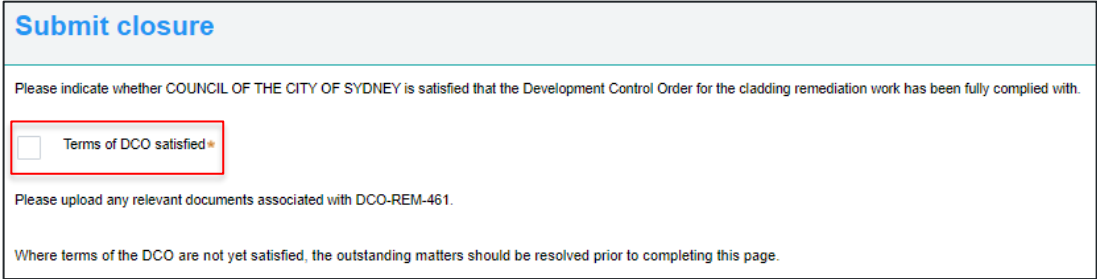



Close Application

As part of the Project Remediate program, when remediation work is completed under a Development Control Order (DCO), the application will flow through to the consent authority to complete the closure of the case in the NSW Planning Portal by indicating that the terms of the DCO have been satisfied.

The below steps demonstrate how to complete the Project Remediate case closure on the NSW Planning Portal.

Note: The consent authority will receive an email notification whenever a new case is available in the Project Remediate Closure WB.

<p>1. From the dashboard, click Project Remediate Closure WB under Unassigned Tasks.</p>	
<p>2. Locate the remediation application and click on the case reference number.</p>	
<p>3. If the consent authority is satisfied to close off the Project Remediate application, click on the check box Terms of DCO satisfied.</p>	
	
<p>4. Click Submit.</p>	

End of Steps

If you need more information

- Click the Help link at the top of the screen to access the NSW Planning Portal help pages and articles.
- Review the Frequently Asked Questions - <https://www.planningportal.nsw.gov.au/support/frequently-asked-questions> and / or
- Contact ePlanning Support at eplanning.support@planning.nsw.gov.au